

# PROGRESSIVE REPERTOIRE

FOR THE  
DOUBLE BASS

VOL. 1

BY

GEORGE  
VANCE

AND

ANNETTE  
COSTANZI



CONTRABAJOS  
DE  
BAJA CALIFORNIA  
Exercises in 3rd Position

Book 1

When the left hand is in 3rd Position, the thumb rests in the heel of the neck.

3rd Pos. D

3rd Pos. D A

3rd Pos. D G D

RACKS  
1-6

Short'nin' Bread  
Bowling Variations

American Folk Song  
Arranged by George Vance

Preparation

3rd Pos. G martelé

D G

The preparatory exercise should also be played with *détaché* bow strokes and with rhythm variations combining *etaché* and *martelé*.

Copyright © 2000 by Carl Fischer, LLC  
International Copyright Secured.  
All rights reserved including performing rights.  
WARNING: This edition is protected by Copyright law. To photocopy or reproduce  
by any method is an infringement of the Copyright law. Anyone who reproduces copyrighted  
material is subject to substantial penalties and assessments for each infringement.  
Printed in the U.S.A.

# Bowing Variations

## BASS CALISTONIA

Allegretto ♩ = 88

Variation 1

2

5

Variation 2

2

10

Variation 3

2

15

Variation 4

2

22

Variation 5

2

25

Theme  
Alla breve

2

35

TRACK 7

DE JA CALIFORNIA

# Scotland's Burning

English Folk Song  
Arranged by George Vance

**Moderato** ♩ = 108

The score consists of two staves. The top staff is in treble clef with a key signature of one sharp (F#) and a common time signature. It begins with a treble clef and a key signature of one sharp. The bottom staff is in bass clef with a key signature of one sharp. The music is in common time. The tempo is marked 'Moderato' with a quarter note equal to 108. The score includes fingerings (0, 1, 4) and dynamic markings (mf). Chord symbols D and G are placed below the notes. A '3rd Pos.' label is above the first measure of the top staff.

TRACKS 8-13

# Twinkle, Twinkle, Little Star

French Folk Song  
Arranged by George Vance

## Preparation

1. Exercise for locating 1st Position as a shift from 3rd Position.

The exercise is on a single bass staff in C major. It starts in 3rd position (labeled '3rd Pos.') with notes D, A, D, A, D, G, D, G, D. Fingerings are 1, 1, 1, 1, 1, 1, 1, 1, 0. The exercise then shifts to 1st position (labeled '1st Pos.') with notes D, A, D, A, D, G, D, G, D. Fingerings are 1, 1, 1, 1, 1, 1, 1, 1, 0.

2. Exercise for checking the spacing of the fingers in 1st Position.

The exercise is on a single bass staff in C major, starting in 1st position (labeled '1st Pos.'). It consists of two measures of eighth notes: D, A, D, A, D, G, D, G, D. Fingerings are 0, 1, 4, 4, 1, 0.

## Bowing Variations

Play *Twinkle* with bowing variations before playing the theme.

The score shows five variations of the 'Twinkle, Twinkle, Little Star' theme on a bass staff in C major. Variation 1 is a simple eighth-note pattern. Variation 2 uses slurs (y) over groups of notes. Variation 3 uses slurs (v) over groups of notes. Variation 4 uses triplets (3) over groups of notes. Variation 5 uses slurs (y) over groups of notes.

## Preparation for the Theme

1. Sing through *Twinkle* in the following manner:

short-short-short-short-short-short-long, short-short-short-short-short-short-long etc.

2. Bowing exercise:

Lower half of the bow Whole bow. Upper half of the bow Whole bow. etc.

## Theme

Allegretto ♩ = 88

1st Pos.  
0 1 4 1 0 4  
mf G D  
6 1 0 1 0 4 1  
G D  
11




Fig. 14 — Posture of the fingers in 4<sup>th</sup> Position. The thumb rests on the octave harmonic. The third finger is stopping B on the G-string.




Fig. 15 — The hand opens, so that the third finger may touch the D harmonic on the G-string. The thumb remains on the octave harmonic on the D-string.

# Scotland's Burning

English Folk Song  
Arranged by George Vance

## Introduction to 4th Position

The D octave in measure 5 of *Scotland's Burning* is played like a double-stop. The thumb remains on the D-string and the hand opens to reach the upper D. At measure 7, the hand closes to regain its normal posture.

TRACK  
14

## Lightly Row

German Folk Song  
Arranged by George Vance

### Preparation

1. Sing through *Lightly Row* in the following manner:

2. Bowing exercise:

### Theme

Moderato  $\text{♩} = 120$

DE  
BAJA CALIFORNIA **Twinkle, Twinkle, Little Star**

French Folk Song  
*Arranged by George Vance*

**Playing a 1st Position Piece in 4th Position**

The fingering is the same except that the 3rd (or 2nd) finger replaces the 4th finger. The open string is now a harmonic under the thumb.

**Allegretto** ♩ = 88

4th Pos.

*mf*

G D

5

G D

9

**Duet Part for Twinkle in 4th Position**

For the teacher to play along.

**Allegretto** ♩ = 88

*mf*

*mf*

7



# Reuben and Rachel

American Folk Song  
Arranged by George V.

## Shifting from 3rd Position to 1st Position

Moderato ♩ = 120

3rd Pos.  
0 4 1 4 0 4 1

mf G D G

1st Pos.  
0 4 0 1 4 0 1 4 0 1 4 0

G D G D G shift retake

13

Reuben and Rachel may be played as a round, the second player entering one measure after the first.

# Fox and Goose

German Folk Song  
Arranged by George V.

## Shifting from 1st Position to 3rd Position

Allegro ♩ = 92

1st Pos.  
0 1 4 0 1

mf G D

3rd Pos.  
4 0 1 4 4 0 1 4 1

G D retake p D shift retake mf

1st Pos.  
0 1 4

13

retake

retake

Fox and Goose can also be played pizzicato.

TRACK 17

BAJA CALIFORNIA

# Go Tell Aunt Rhody

American Folk Song  
Arranged by George Vanca

## Preparation

First play *Go Tell Aunt Rhody* with stopped bows, *marcato*, and then smoothly, *legato*.

3rd Pos.

etc.

Moderato ♩ = 80

1st Pos.

mf

G D

1 0 1 4 0 4 0 1 4 1 0 1 0 4

f

D G D P

11

f

poco rit.

## Duet

Moderato ♩ = 80

mf

pizz.

mf

5

f

p

f

p

9

f

poco rit.

poco rit.

# Lightly Row

German Folk Song  
Arranged by George V.

## Developing 4th Position

Moderato ♩ = 120

4th Pos.

mf D G D G

7 D G D D G

13 D G

## Duet

Moderato ♩ = 120

mf

mf

6

11



# Lavender's Blue

English Folk Song  
Arranged by George Van

## Three Bow Strokes in One Piece

Allegretto ♩ = 120

The musical score is written for double bass in G major (one sharp) and 3/4 time. It consists of six systems of music, each with a treble and bass staff. The tempo is marked 'Allegretto' with a quarter note equal to 120 beats per minute. The piece is in 3/4 time. The first system (measures 1-6) starts with a treble staff and a bass staff. The bass staff includes fingerings (0, 1, 0, 4, 1) and dynamics (mf, G, D). The second system (measures 7-12) continues in the bass staff with fingerings (4, 1, 4, 1) and dynamics (G, D). The third system (measures 13-18) continues in the bass staff. The fourth system (measures 19-28) includes a treble staff starting at measure 19 with a '4th Pos.' marking and fingerings (0, 4, 1, 0, 4, †, 1, †, 3, 1, †, 3). The fifth system (measures 29-34) continues in the treble staff with fingerings (†, 1, 3, 1). The sixth system (measures 35-40) continues in the treble staff with fingerings (†, 3, 1, †).

TRACK  
19

DE  
AJA CALIFORNIA

# Go 'way, Old Man

American Folk Song  
Arranged by George Vanc

## Preparation

3rd Pos.

G D G

Allegretto ♩ = 120

3rd Pos.

*mf*  
G

5

G D G D G D

10

D G G D G

16

G

# Bobby Shaftoe

English Folk Song  
*Arranged by George Van*

## Preparation

# O Come, Little Children

German Folk Song  
*Arranged by George Van*

TRACK 22

CONTRABAJOS DE BAJA CALIFORNIA

for Arlon Nelson

# Country Dance

GEORGE VANCE

Allegretto ♩ = 120

4th Pos.   
 f (2x p)

3rd Pos.   
 f   
 D

1. 1 0 1 4 | 2. 1 4 1 0 | 1st Pos.   
 D G D D G f

p

4th Pos.   
 f

1st Pos. 4th Pos. 5th Pos.   
 ff f f



# Book 2

## Abschied

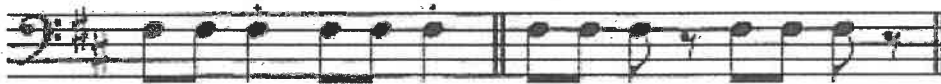
### Farewell

German Folk Song  
Arranged by George Van

### Preparation



Notation:

Played:



Three equal bow strokes in each group.

Allegretto ♩ = 120



TRACK  
24

# Music Box

Folk Song  
Arranged by George Vance

Andante ♩ = 104

2nd Pos.

4

*mf*  
G

6

2

1st Pos.

4

11

16

2nd Pos.

1 4 2

*cresc.*

21

4 2

1st Pos.

4

*f* *dim.* *rall.*

# D Major Scale and Arpeggio

1st Pos. 0 1 4 0 1 4 2nd Pos. 2 4 2 1st Pos. 4 1 0 4 1 0 4

0 3rd Pos. 4 1 1 4 0 0 0

D G D A D G D A D

## Variations

1. 2. 3.

4. 5. 6.

7. 8. 9.

TRACK 25

# Sheep May Safely Graze

J. S. BACH  
Arranged by George Vance

Larghetto ♩ = 48

mf

P

mf

12 *p* *mf* *mf*

36 3

## 6th Position Harmonics

### Preparation

G D A

### Scotland's Burning

D G D G

D G

### Twinkle, Twinkle, Little Star

D G D G D A D

D G D A

# Did You Ever See A Lassie?

Folk Song  
*Arranged by George Vancc*

Allegretto ♩ = 144

1st Pos.

Musical score for the first part of the piece. It consists of three staves of music in bass clef, 3/4 time, with a key signature of two sharps (F# and C#). The tempo is marked 'Allegretto' with a quarter note equal to 144 beats per minute. The first staff starts with a treble clef and a key signature change to one sharp (F#). The score includes various musical notations such as slurs, accents, and dynamic markings like 'f' and 'V'. Measure numbers 5, 10, and 15 are indicated at the beginning of their respective staves.

## Duet

Allegretto ♩ = 144

Musical score for the Duet section. It consists of three systems of two staves each, in bass clef, 3/4 time, with a key signature of two sharps (F# and C#). The tempo is marked 'Allegretto' with a quarter note equal to 144 beats per minute. The first system includes dynamic markings 'f' and 'V'. The second and third systems feature slurs and accents. Measure numbers 5 and 11 are indicated at the beginning of their respective systems.

# The Happy Farmer

from *Album for the Young*

ROBERT SCHUMANN  
Arranged by George Vance

## Preparation

The symbol // means "Stop-Think-Play."

1.

Hooked bowing

2.

Played:

**Allegro giocoso** ♩ = 112

5

9

14

18

# Solo from Symphony No. 1 (3rd Movement)

GUSTAV MAHLER  
Edited by George Vance

Solemn and measured  $\text{♩} = 60$

4th Pos.

The Mahler solo can be played as an ensemble in the following manner.

# The Happy Bass Player

WINSTON JACK BUDROW

Allegro ♩ = 132

The musical score is written for bass guitar in G major (one sharp) and 4/4 time. It consists of four staves of music. The first staff begins with a treble clef and a key signature of one sharp (F#), indicating a double bass or tenor clef. The tempo is marked 'Allegro' with a quarter note equal to 132 beats per minute. The score includes various fingering numbers (1-4) and position markings: '1st Pos.' and '2nd Pos.'. A dynamic marking 'f' (forte) is present at the end of the first staff. The piece concludes with a double bar line and a repeat sign.



## Irlandais

GEORGE VAN

## Preparation



In measure 4 the hand opens so that the 3rd finger may reach the G harmonic. This movement is indicated by a dash between the fingerings.

Andante ♩ = 88

5

10

14

*mf* D G D G

*f* 3rd Pos.

*p* *sul D* *mf* 2nd Pos. 3rd Pos.


TRACK  
31


for Karen Quinn

## Saraband

GEORGE VANCE

## Preparation

Written: 

Sounding: 

The last note of the piece is an "artificial harmonic." The thumb and third finger touch the string simultaneously.

Larghetto  $\text{♩} = 60$ 


3rd Pos.  $\text{mf}$  D G

4th Pos. D G D G

3rd Pos.

1st Pos.  $f$   $p$

4th Pos.  $\text{rall.}$   $p$   $\text{dim.}$

for Drew Zachry  
**Bagatelle**

GEORGE VANCE

**Allegro** ♩ = 92

3rd Pos. 1 4 1 3 1 4 0

1st Pos. 1st Pos. 2

4th Pos. 3 3 3 3 3 3 1 3

mf D G D G p

9 f mf

12 rit. 4th Pos. 5th Pos. 3 a tempo f

## Tuning Procedure

There are several electronic tuners on the market which enable the bassist to tune the open strings by looking at a meter. This method of tuning visually has its utility, especially for beginning players who have yet to develop the procedure described below. However, the teacher should instruct the pupil in tuning with harmonics as soon as he is making a clear sound with the bow. If this is done during the study of Book 1, it helps prepare the location of 2nd Position before it is used for stopped notes.

To tune the bass in this manner, it is necessary to derive the first note from a source, for example a tuning fork sounding A440, a piano middle A, a metronome with an electronic A, etc. The harmonic under the first finger on the D-string in 3rd Position is an A which is matched to the sound of the source. Then the same note is played with the fourth finger in 2nd Position. The first finger touches the A-string to produce the same harmonic. In this way, the A-string is tuned to match the D-string. Next move the fourth finger over to the A-string and the first finger over to the E-string to compare the E to the A. Play the string that is already tuned first and then the one that will be adjusted. Finally, the first and fourth fingers are moved over to the D- and G-strings to compare the G to the D. Having adjusted all the strings in this manner, it is a good idea to repeat the whole procedure to check.




Match the A harmonic on the D-string to the source A.



Match the A harmonic on the D-string to the A harmonic on the A-string.



Match the E harmonic on the A-string to the E harmonic on the E-string.



Match the D harmonic on the D-string to the D harmonic on the G-string.